

Cultivation/Tillage Equipment





“

NC Equipment prides itself on being a trusted provider of world class equipment to New Zealand farmers and contractors.

NC Equipment has been sourcing, supplying and servicing Farm Equipment since 1965. All our machinery has been sourced from reputable firms that share our passion for quality, creativity, experience and reliability.

We make it our job to understand our customers and to search for and challenge our suppliers to ensure we are constantly offering the latest industry leading products that meet the evolving needs of agriculture.

Cultivation/Tillage

Cultivation - it's in our DNA! North Canterbury has a reputation of being one of the harshest and most rugged regions in New Zealand making our backyard the ideal testing spot for any ground engaging equipment. If you are a large scale farmer or contractor, you can be rest assured that our cultivation equipment has been subjected to the severest of treatment only to come out on top in terms of reliability and versatility.

We have also worked closely with our suppliers and manufacturers to create what we call the 'NC Spec' designed to improve cultivation efficiency in a wide range of soil conditions. We have seen many brands come and go and can assuredly say 'we've been there and tried that' to arrive at what we call the best cultivation equipment in the world!

- Aeration
- Discs
- Harrows
- Rollers
- Tine Cultivators
- Rippers/Subsoilers
- Ploughs
- PTO Equipment

Contents

Aeration	4
Discs	9
Harrows	17
Rollers	23
Tine Cultivators	26
Rippers/Subsoilers	34
Ploughs	41
PTO Equipment	46
Our Range and Service	52

9

24

27

42

47



Aeration

Rata Single Leg Ripper	5
Rata Access Mole Plough	6
Rata Aerator	7
Rata Auto Reset Aerator	8



Rata Single Leg Ripper

A simple and strong single leg ripper for ripping deep pans and with the optional pipe laying attachment for laying pipe up to 70mm (OD) pipe.

Features:

- 20mm High tensile ripper leg with shear bolt protection.
- Ni-hard wear strip protection for long leg life.
- Replaceable point.
- Optional skeith for cleaner cut.
- Super strong frame with double RHS beam construction.

RataTM

Aeration



Rata Access Mole Plough

Rata Hydraulic Access Mole Ploughs are designed for fast, efficient sub soil drainage, where a suitable clay subsoil is found. Leaving a very clean entry and exit from the ground.

Features:

- Ni-hard point for increased durability.
- 75mm revolving mole plug for increasing plug life.
- Full floating headstock.
- Hydraulic blade control.
- Shear-bolt protection.

**Rata**TM



Rata Aerator

The 304 Panerazor is the most popular model from the aeration range and has been designed for large horsepower tractors working heavy soils. Great for deep ripping in preparation for planting deep root plants like Fodder Beet, removing soil compaction, assisting soil drainage and promoting rigorous root growth.

Features:

- Heavy duty floating roller and arms.
- 15mm ripper legs with shin guards to give clean results while cutting through the soil.
- Working depth up to 450mm.
- Optional winged feet and skeiths.
- 150 x 150mm RHS main frame.

Specifications:

MODEL NUMBER	NUMBER OF LEGS	WORKING WIDTH (M)	LEG SPACING (MM)	SHEAR PIN SIZE (MM)
304 5L	5	2.5	500	14
304 7L	7	3.5	500	14
304 9	9	4.5	500	14

RataTM

Aeration



Rata Auto Reset Aerator

The 304 Auto Reset Panerazer has no equal when it comes to heavy working conditions and performance with high horse power tractors. The double "V" frame design makes it easily adaptable from pasture to cropping applications.

Features:

- Adjustable depth control.
- Heavy Duty bearings and roller.
- Leg shin guards.
- Working depth up to 450mm.
- V-Frame construction resulting in low HP requirements.

Specifications:

MODEL NUMBER	NUMBER OF LEGS	WORKING WIDTH (M)	LEG SPACING (MM)	SHEAR PIN SIZE (MM)
304 5L AR	5	2.5	500	Auto Reset
304 7L AR	7	3.5	500	Auto Reset
304 9L AR	9	4.5	500	Auto Reset

RataTM

Discs

RZ Offset Discs	10
GB Offset Discs	13
RZ Multi Discs	14
Agrisem Multi Discs	16



Discs



RZ Offset Discs CIH

Medium duty offset discs for primary cultivation and finishing work. The CIH offset discs have been designed for farmers and contractors with medium to high horse power tractors. The CIH perform excellent in crop residue incorporation.

Features:

- Triple sealed, double taper roller bearings with 5 Year bearing warranty.
- Parallel lift system.
- 40mm square shaft in silicon-manganese steel.
- Swivel hitch and bearing protectors.
- Hydraulic gang adjustment.

Specifications:

MODEL NUMBER	WORKING WIDTH (M)	MACHINE WEIGHT (KG)	DISC PENETRATION WEIGHT (KG)	DISC DIAMETER (")	DISC SPACING (")
CIH 66-23-310	3.1	2335	83	26	9
CIH 66-23-350	3.5	2520	84	26	9





RZ Offset Discs CVH

Super heavy duty discs for demanding agricultural and cropping applications. The CVH model has been designed for farmers and contractors with higher horsepower tractor. The CVH is ideal for breaking in virgin country, while also suited to crop residue incorporation and seed bed preparation.

Features:

- Triple sealed, double taper roller bearings with 5 Year bearing warranty.
- Parallel lift system.
- 40mm square silicon manganese steel axles.
- Swivel hitch and bearing protectors.
- Full Hydraulic gang adjustment and levelling adjustment.

Specifications:

MODEL NUMBER	WORKING WIDTH (M)	MACHINE WEIGHT (KG)	DISC PENETRATION WEIGHT (KG)	DISC DIAMETER (")	DISC SPACING (")
CVH 66-26-295	3.1	2755	115	26	10
CVH 66-26-350	3.5	2930	105	26	10



Discs



RZ Offset Discs CWHR

Heavy Duty vertical folding offset discs designed to make the most of your high horsepower with its large working width and are ideal for agricultural contractors. Vertical hydraulic fold system, folding to under 3m transport width. Fully hydraulic folding system for ease of use. Huge 200 x 120 x 10mm box section frame and 40mm square section gang axles.

Features:

- Triple sealed, double taper roller bearings with 5 Year bearing warranty.
- Vertical fold to 3m for road transport.
- 40mm square silicon manganese steel axles.
- Swivel hitch and bearing protectors.
- Hydraulic offsetting draw-bar and levelling control.

Specifications:

MODEL NUMBER	WORKING WIDTH (M)	MACHINE WEIGHT (KG)	DISC PENETRATION WEIGHT (KG)	DISC DIAMETER (")	DISC SPACING (")
CWHR 66-26-445	4.5	4550	113	26	10





GB Offset Discs

Medium Duty offset discs for primary cultivation and finishing work. The GB range of offset discs from Italy have been designed for farmers and contractors with Medium to high horse power tractors. Ideal for primary cultivation and also seed bed preparation.

Features:

- Full hydraulic gang adjustment and levelling adjustment.
- Parallel lift system.
- Swivel hitch and bearing protectors.

Specifications:

MODEL NUMBER	WORKING WIDTH (M)	MACHINE WEIGHT (KG)	DISC PENETRATION WEIGHT (KG)	DISC DIAMETER (")	DISC SPACING (")
GB300 66-23-300	3	2400	92	26	9
GB320 66-23-320	3.2	2550	114	26	9



Discs



RZ Mounted Multi Discs

Entry level multi discs ideal for stubble incorporation and secondary cultivation. Rubber shock absorbers on a 70x70mm frame.


Features:

- Sealed double taper roller bearing.
- Fold away transport wing.
- 18 degree angle of attach and 11 degree inclination.
- 35x160mm rubber shock absorber.
- Heavy packer roller. Other roller options available.

Specifications:

MODEL NUMBER	WORKING WIDTH (M)	MACHINE WEIGHT (KG)	TRACTOR HP	DISC DIAMETER (MM)	DISC SPACING (MM)
TL460 3m	3	1,340	90-180	460	640
TXL560 3m	3	1,790	100-200	560	800





RZ Trailing Multi Discs

Popular model is ideal for stubble incorporation and secondary cultivation. Say goodbye to what's left of last season's crop in an instant. These discs turn everything into seed ready soil just like that. They're not fussy about soil type, and they come in three different widths to suit everyone.

Features:

- Sealed double taper roller bearing.
- Rear finger tines for breaking down and levelling the soil.
- 18 degree angle of attach and 11 degree inclination.
- 35x210mm rubber shock absorber.
- Heavy packer roller or rubber roller. Other roller options available.

Specifications:

MODEL NUMBER	WORKING WIDTH (M)	MACHINE WEIGHT (KG)	TRACTOR HP	DISC DIAMETER (MM)	DISC SPACING (MM)
TXL560 4.5m	4.5	5,265	150-250	560	800
TXL560 5m	6	5,640	180-280	560	800



Discs



AgriSEM Multi Discs

The Rolls Royce of trailed cultivators. AgriSEM's Disc-O-Mulch models have the best penetration force in their size classes. The Disc-O-Mulch has one pass stubble incorporation, mix and chop in one pass, and a disc design that stays clean. The patented pigtail tine has no pivot, eliminating a maintenance and wear point.

Features:

- 3m transport width with hydraulic fold.
- Large diameter SRE hubs with 5 year warranty.
- 700mm diameter Steel Packer Roller.
- Clod breaking/levelling board.
- Large flotation 550/45 x 22.5 transport wheels.
- Pigtail tine to give 3-dimensional movement of disc.

Specifications:

MODEL NUMBER	WORKING WIDTH (M)	MACHINE WEIGHT (KG)	TRACTOR HP	DISC DIAMETER (MM)	DISC SPACING (MM)
DOM Gold 600	6	8400	250+	610	125
DOM Platinum 600	6	9060	250+	660	150



Harrows

Lyndon Spike/Chain Combo	18
Lyndon Utility	19
Lyndon Spiked	20
Lyndon Round Ring	21
Lyndon Zig Zag	22



Harrows



Lyndon Spike/Chain Combo Harrow

The smaller of these harrows are ideal for use behind ATV's and HD lawnmowers for over sowing, light levelling and spreading horse/cattle manure, and the wider harrows are ideal for use behind tractors.

Features:

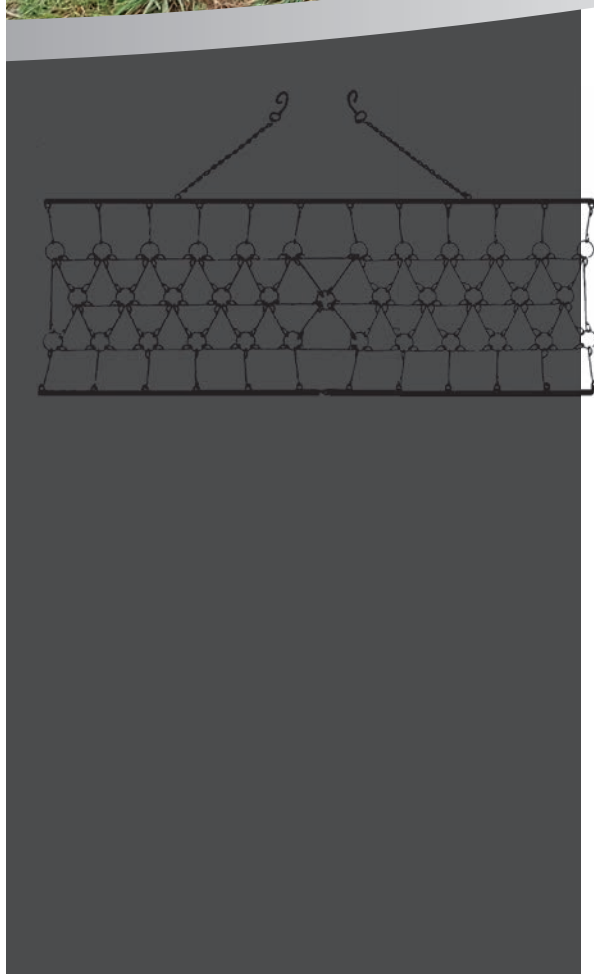
- 2 rows of spiked for digging/breaking and 3 rows of chain for spreading and levelling.
- Made strong and wear-resistant for NZ's harsh conditions.
- 40 year proven uniform ring design which allows ring to revolve for longevity and even wear.
- Centre placed spreader bar for levelling and to hold harrows uniform.

Specifications:

MODEL NUMBER	WORKING WIDTH (FEET)	WORKING LENGTH (M)	STEEL DIAMETER (MM)
5' x 12mm ATV Combo	5	1.6	12
6' x 12mm ATV Combo	6	1.6	12
7' x 12mm ATV Combo	7	1.6	12
8' x 12mm Combo Chain	8	1.6	12 or 16
10' x 12mm Combo Chain	10	1.6	12 or 16
12' x 12mm Combo Chain	12	1.6	12 or 16
14' x 12mm Combo Chain	14	1.6	12 or 16



LYNDON HARROWS



Lyndon Utility Harrow

The ultimate seed covering chain harrow designed with 3 rows rings for short length. A hinged two piece rear spreader bar helps the self-clean process and also allows movement to follow land contour. Available in 3 steel diameter's. 10mm for roller drill, 12mm for arable drills, 16mm for behind direct drills.

Features:

- Short length ideal for pulling in front of a roller.
- Diagonal connecting bars for spreading and seed covering.
- Made strong in NZ for NZ's harsh conditions.
- Wear resistant – high grade steel.
- Uniform ring design allows ring to revolve for longevity & even wear.

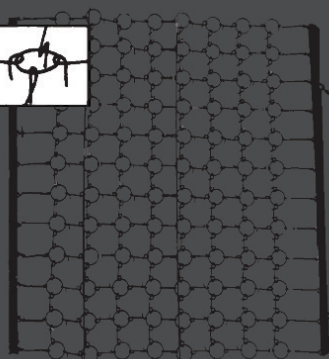

Specifications:

MODEL NUMBER	WORKING WIDTH (FEET)	WORKING LENGTH (M)	STEEL DIAMETER (MM)
10' x 10mm Utility	10	0.9	10
10' x 12mm Utility	10	0.9	12
10' x 16mm Utility	10	0.9	16
10'9" x 12mm Utility	10,9	0.9	12
10'9" x 16mm Utility	10,9	0.9	16
12' x 10mm Utility	12	0.9	10
12' x 12mm Utility	12	0.9	12
12' x 16mm Utility	12	0.9	16



LYNDON HARROWS

Harrows



Lyndon Spiked Harrow

The Legendary Spiked chain harrow with round rings and pig tail connecting spikes. Ideal for pasture rejuvenating, pugged pasture's, general cultivation work (after discing) and ploughing.

Features:


- Channel iron front bar for strength and levelling.
- 2 solid spreader bars through centre for spreading and to hold harrows uniform.

Specifications:

MODEL NUMBER	WORKING WIDTH (FEET)	WORKING LENGTH (M)	STEEL DIAMETER (MM)
10' x 6' x 12mm Spiked	10	1.8	12
10' x 8' x 16mm Spiked	10	2.4	16
10' x 8' x 20mm Spiked	10	2.4	20
10' x 8' x 24mm Spiked	10	2.4	24
12' x 6' x 12mm Spiked	12	1.8	12
12' x 8' x 16mm Spiked	12	2.4	16
12' x 8' x 20mm Spiked	12	2.4	20
12' x 8' x 24mm Spiked	12	2.4	24
14' x 8' x 16mm Spiked	14	2.4	16
14' x 8' x 20mm Spiked	14	2.4	20
14' x 8' x 24mm Spiked	14	2.4	24



LYNDON HARROWS



Lyndon Round Ring Harrow

These harrows are suitable for rough stony ground, and ideal for trashy soils as they will feed trash through the ring as they rotate rather than collecting and dragging it. The 12mm sets are also well suited to seed covering in stony or trashy ground. Great for levelling and breaking up ground after chisel ploughs, grubbers or discs.

Features:

- Channel iron front bar for strength and levelling.
- 2 solid spreader bars through centre for spreading and to hold harrows uniform.

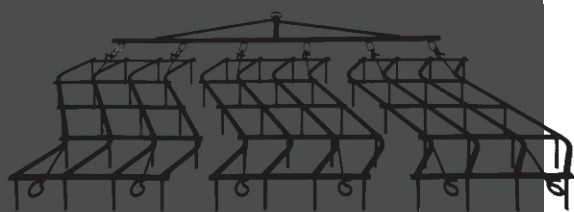
Specifications:

MODEL NUMBER	WORKING WIDTH (FEET)	WORKING LENGTH (M)	STEEL DIAMETER (MM)
10' x 8' x 20mm Spiked	10	2.4	20
10' x 8' x 24mm Spiked	10	2.4	24
12' x 6 x 12mm Spiked	12	1.8	12
12' x 8' x 16mm Spiked	12	2.4	16
12' x 8' x 20mm Spiked	12	2.4	20
12' x 8' x 24mm Spiked	12	2.4	24
14' x 8' x 16mm Spiked	14	2.4	16
14' x 8' x 20mm Spiked	14	2.4	20
14' x 8' x 24mm Spiked	14	2.4	24



LYNDON HARROWS

Harrows



Lyndon Zig Zag Harrow

The well-known Zig Zag harrow has an open frame pattern which helps to minimise blockages with stones or big clods and can be used in many cultivation jobs. Sturdy and well-constructed harrows with tow hooks at both ends and welded tines. Well suited to mounting in front of the Cambridge Roller.

Features:

- 35Kg weight of 16mm leaf tine and 45Kg of 20mm leaf tine
- Also available in wider configuration with a master bar
- Wear resistant – high grade steel.
- Made strong in NZ for NZ's harsh conditions.

Specifications:

MODEL NUMBER	WORKING WIDTH (FEET)	WORKING LENGTH (M)	STEEL DIAMETER (MM)
Zig Zag Leaf - 16mm	3.3	1.2	16
Zig Zag Leaf - 20mm	3.3	1.2	20



LYNDON HARROWS

Rollers

Walter Watson Breaker Ring 24

NCE Rubber Tyre 25



Rollers



Walter Watson Breaker Ring Roller

The 3 section Walter Watson roller has been designed for maximum flotation and even weight distribution across the full working width. With ever increasing pressure on farmers to get more ground covered in a shorter space of time, the Watson flat roll is the ideal solution for the expanding grassland farmer and contractor.

Features:

- Built from 8mm and 10mm heavy gauge RHS to withstand constant hard work.
- All 3 sections pivot independently giving maximum flotation and even consolidation across the full working width.
- All Watson Cambridge rollers use high grade 65mm (EN16T) axles running in a large triple seal, self-aligning steel bearing.
- All our rollers for NZ are specified with 24" ductile 4 spoke rings to handle NZ's stony and rocky terrain without breaking.
- Oversized pivot pins and greasable bushes are used at every pivot point, with all rams in closed position for transport and storage.

Specifications:

MODEL NUMBER	ROLLING WIDTH (M)	RING DIAMETER (MM)	WEIGHT (KG)	TRANSPORT WIDTH (M)
HFCB 630	6.3	610	5500	2.77
HFCB 830	8.3	610	6500	2.77

WATSON



NCE Rubber Tyre Roller

NCE Rubber Tyre Rollers have been specifically manufactured for ground compaction after drilling, to ensure seed contact with soil for best germination. These Rollers also meet the needs of dairy and cattle farmers where paddocks have become pugged over winter.

Features:

- Option to water fill for more weight and greater compaction.
- Powder coated finish for durability and long life.
- Fitted with large truck tyre's for handling rougher terrain.
- Large 60mm Axle with protected bearings.
- Folding draw-bar for convenient storage and transport.


Specifications:

MODEL NUMBER	ROLLING WIDTH (M)	OVERALL WIDTH (M)	WEIGHT (UNLADEN) (KG)	WEIGHT (WITH WATER) (KG)
NCE 3m	3	3.25	1,000	1,900
NCE 3.5m	3.5	3.75	1,500	2,400



Tine Cultivators

Rata Maxi-Till Mounted	27
Rata Maxi-Till Trailing	30
Berends Chisel Plough Mounted	33



Rata Maxi-Till Mounted

The Rata 920 Maxi-Till is famous for its rugged compact design. The world leading tines vibrate backwards, sideways and forwards at a constant preset depth giving you a uniform seed bed.

Features:

- Heavy duty angled flat bar crumblers.
- Turn-buckle depth control.
- Rugged bolted headstock.
- Rear tow hitch available for towing harrows or roller.

Specifications:

MODEL NUMBER	WORKING WIDTH (M)/(FEET)	NUMBER OF TINES	TINE SPACING (MM)	WEIGHT (KG)
920 4'	1.2/4.0	13	100	n/a
920 5'	1.5/5.0	15	100	n/a
920 6'	1.8/6.0	17	100	n/a
920 6.5'	2.0/6.5	19	100	n/a
920 7.2'	2.2/7.2	21	100	n/a
920 8'	2.4/8	23	100	n/a
920 10'	3.0/10	30	100	n/a
920 11.5'	3.5/11.5	33	100	n/a
920 12'	3.6/12	35	100	n/a
920 14'	4.1/14	38	100	n/a

RataTM

Tine Cultivators



Rata Centrefold Maxi-Till Mounted

The 203 Centrefold provides a choice of four models between sizes 4.2m to 6.1m. The independent contour following wings ensure undulation ground is covered. The vigorous vibrating action of the world famous 'S' tine makes a highly effective means of breaking up furrows and clods. The levelling action of the rear crumbler adds to the effectiveness of the implement giving the speediest operation in preparation of a perfect seedbed.

Features:

- Heavy duty angled flat bar crumblers.
- Turn-buckle depth control.
- Horizontal push ram for efficient wing flotation.
- Main frame in 3 sections which eliminates centre ridging and frame stress.

Specifications:

MODEL NUMBER	WORKING WIDTH (M)/(FEET)	NUMBER OF TINES	TINE SPACING (MM)	WEIGHT (KG)
203 14'	4.2/14	42	100	760
203 16'	4.87/16	48	100	830
203 18'	5.5/18	52	100	900
203 20'	6.1/20	58	100	970

RataTM



Rata Maxi-Till HD Mounted

The big brother to the 203 Centerfold, the 813 mounted center fold is designed for greater trash clearance. The 50x10mm tines with Ni-Hard points are spaced at 125mm apart giving excellent trash flow.

Features:

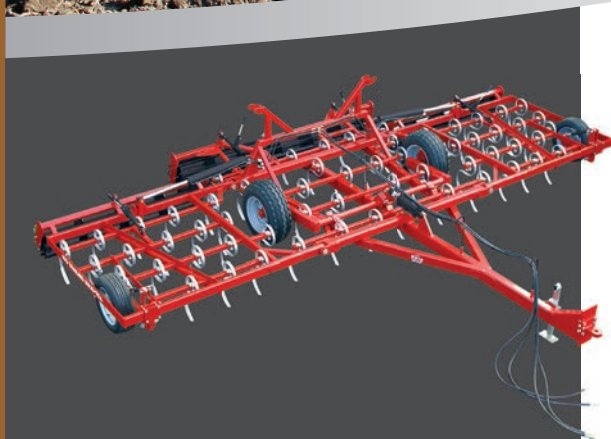
- Heavy duty angled flat bar crumblers.
- Turn-buckle depth control.
- Space frame for trash clearance.
- High quality 50 x 10 Kongskilde tines with Ni-Hard points.
- Flotation ram toggle and bolted headstock with safety latch for transport.

Specifications:

MODEL NUMBER	WORKING WIDTH (M)/(FEET)	NUMBER OF TINES	TINE SPACING (MM)	WEIGHT (KG)
813 14'	4.26/14	29	125	960
813 16'	4.87/16	38	125	1030
813 18'	5.5/18	43	125	1100
813 20'	6.1/20	52	125	1170

RataTM

Tine Cultivators



Rata Maxi-Till Trailing

A trailing Maxi-Till with 'no equal' to its robust construction and correct placement of componentry, giving it maximum strength at stress points. The massive main beam that runs throughout its length, as well as the floating contour following wings, allow for complete coverage of ground while standing up to the toughest conditions.


Features:

- Heavy duty 40mm wing hinge pins.
- Depth control wing wheels.
- Crumbler overlap to eliminate ridging.
- All grease points accessible in transport position.
- Extra stagger between tines makes for improved trash clearance.

Specifications:

MODEL NUMBER	WORKING WIDTH (M)/(FEET)	NUMBER OF TINES	TINE SPACING (MM)	WEIGHT (KG)
103 18'	5.5/18	52	100	2000
103 20'	6.1/20	58	100	2100
103 22.5'	6.85/22.5	64	100	2270
103 25'	7.6/25	73	100	2500
103 30'	9.1/30	88	100	2700
103 33'	10/33'	97	100	3200

RataTM



Rata Maxi-Till HD Trailing

The 812 trailing Maxi-Till is designed for the greater trash clearance. The 50x 10mm tines with Ni- hard points are spaced at 125mm apart giving excellent trash flow, combined with the heavy flat - bar crumblers you get a smooth finished in record time.

Features:

- Extra long draw-bar.
- Main beam running the entire length giving extra strength.
- World leading "S" 50x10mm tines with Ni-hard point.
- Crumbler overlap to eliminate ridging.
- 125mm tine spacing for greater trash clearance.

Specifications:

MODEL NUMBER	WORKING WIDTH (M)/(FEET)	NUMBER OF TINES	TINE SPACING (MM)	WEIGHT (KG)
812 18'	5.5/18	44	125	
812 20'	6.1/20	48	125	
812 22.5'	6.85/22.5	54	125	
812 25'	7.6/25	60	125	
812 30'	9.14/30	70	125	

RataTM

Tine Cultivators



Rata Multi-Tiller Trailing

The Rata 1015 Multi-Tiller has been designed to provide Farmers and Contractors with an implement that is capable of both Primary and Secondary cultivation all in the one machine, helping you to minimise passes.

Features:

- Hydraulic wing height adjustment.
- Super heavy duty rear draw-bar for towing harrows or roller etc.
- 750mm inter-row spacings.
- Two point linkage tractor mount.
- Option of rear finger tines or packer rollers.

Specifications:

MODEL NUMBER	WORKING WIDTH (M)/(FEET)	NUMBER OF TINES	TINE SPACING (MM)	WEIGHT (KG)
1015 16'	4.87/16	32	150	
1015 20'	6.0/20	40	150	
1015 25'	7.62/25	50	150	
1015 30'	9.14/30	60	150	

RataTM



Berends Chisel Plough Mounted

Known as the stump jump chisel plough, this is the ideal tool for primary cultivation. The spring action of the tines and chisel points have been proven to penetrate where many other machines find conditions too hard.

Features:

- The adjustable spring is designed to give a longer, more progressive action, actually chiselling as the machine moves through the ground.
- Heavy duty 75x75x6mm framing.
- 65mm Reversible points.
- Silicone chrome spring steel shanks.
- Excellent under-frame trash clearance of 520mm.

Specifications:

MODEL NUMBER	WORKING WIDTH (M)/ (FEET)	NUMBER OF TINES	TINE SPACING (MM) (ADJUSTABLE)	OPTIONAL DEPTH WHEELS
9 Tine	2.7/9	9	300	Yes
11 Tine	3.3/11	11	300	Yes

BERENDS



Rippers/ Subsoilers

James Pre-Ripper Mounted	35
Farmgard Pre-Ripper Mounted	36
RZ Pre-Ripper Mounted	37
Celli Pre-Ripper Mounted	39



James Pre-Ripper Mounted

The pre-ripper aerates and shatters compacted soils and plough pans immediately in front of the power harrow. This operation reduces the workload and horsepower required to operate the power harrow.

Features:

- Heavy duty 25mm high tensile tines.
- Main frame is 250 x 150 x 9 RHS.
- Ideal for subsoiling (tree ripping, etc.).
- Available from 2.5m to 4m.
- Wings shear soil providing an even feed to power harrow while points working below wing remove pans and provide drainage.
- Ripper is also designed to use in front of discs.

Specifications:

MODEL NUMBER	WORKING WIDTH (FEET)	NUMBER OF LEGS	TINE SPACING (MM)
JPR 7L	3.0/9.8	7	430



Rippers/Subsoilers



Farmgard Pre-Ripper Mounted

A compact pre ripper to mount in front of PTO driven or trailed and mounted cultivation machines. Ideal for a one pass operation to save fuel and increase wearing parts life.

Features:

- Reversible tip.
- Shear-bolt leg breakout.
- Up to 250mm working depth.
- Cut-Out in frame for drive-shaft to pass through.

Specifications:

MODEL NUMBER	WORKING WIDTH (FEET)	NUMBER OF LEGS	TINE SPACING (MM)
PR 300-7	3.0/9.8	7	430
PR 350-7	3.5/11.5	7	500

FARMGARD
ROBUST MACHINERY THAT WORKS



RZ Fixed Pre-Ripper Mounted

Heavy duty leaf spring ripper for primary cultivation, winter crop cultivation and increased soil drainage. Specially designed bolt on leg brackets.

Features:

- Leaf spring release makes it ideal for soil with rocks or other obstacles.
- 100 x 100mm box section frame.
- Solid steel leg.
- 875 Kg breakout.
- Reversible plough tip.
- Suitable for tractors up to 250hp.

Specifications:

MODEL NUMBER	WORKING WIDTH (FEET)	NUMBER OF LEGS	TINE SPACING (MM)
R9-2.5 Fixed	2.5/8.2	9	270
R11-3 Fixed	3.0/9.8	11	270
R13-3.5 Fixed	3.5/11.5	13	270



Rippers/Subsoilers



RZ Folding Pre-Ripper Mounted

Heavy duty folding leaf spring ripper for primary cultivation in large agricultural holdings, horticultural and cropping.

Features:

- Leaf spring release makes it ideal for soil with rocks or other obstacles.
- 100 x 100mm box section frame.
- Solid steel leg.
- 875 Kg breakout.
- Reversible plough tip.
- Suitable for tractors up to 250hp.

Specifications:

MODEL NUMBER	WORKING WIDTH (FEET)	NUMBER OF LEGS	TINE SPACING (MM)
R15-4 Folding	4.0/13.1	15	270
R19-5.3 Folding	5.3/17.3	19	270





Celli Medium Duty Pre-Ripper Mounted

Medium duty cracker/subsoiler with shear-bolt breakout for breaking up pans and compacted soils. Suitable for tractors from 150 -250hp.

Features:

- 550mm Working depth.
- Hydraulic depth control.
- 16mm shear-bolt breakout.
- Double spike roller.
- 70 x 15mm point.

Specifications:

MODEL NUMBER	WORKING WIDTH (FEET)	NUMBER OF LEGS	TINE SPACING (MM)
ALCE-M300/7	3.0/9.8	7	430



Rippers/Subsoilers



Celli Heavy Duty Pre-Ripper Mounted

Heavy duty cracker ripper/ subsoiler with shear-bolt breakout for breaking up pans and compacted soils. Suitable for tractors from 200 to 350hp.

Features:

- 650mm Working depth.
- Hydraulic depth control.
- 16mm shear-bolt breakout.
- Double spike roller.
- 70 x 18mm point.

Specifications:

MODEL NUMBER	WORKING WIDTH (FEET)	NUMBER OF LEGS	TINE SPACING (MM)
ALCE-P300/7	3.0/9.8	7	430
ALCE-P300/9	3.5/11.5	9	390



Ploughs

Overum 4 Furrow	42
Overum 4/5 Furrow	44
Overum 5/6 Furrow	45



Ploughs



Overum BX 4 Furrow Plough

The BX-4975-F is a fully mounted reversible plough with share bolt stone release for tractors up to 120hp. Idea for smaller farms and horticultural operations.


Features:

- 100 x 150 x 6.3mm Main frame.
- Low Hp drag mouldboard for fuel saving.
- 75cm under-beam clearance.
- Bushes on all pivot points.
- Cast sliding headstock.

Specifications:

MODEL NUMBER	FURROWS	HP RATING (MAX)	FURROW WIDTH ADJUSTMENT (")	POINT TO POINT MEASUREMENT (CM)
BX4 975-F	4	120	14 -18	90





Overum CX 4 Furrow Plough

The Overum CX is a medium duty, fully mounted reversible plough with shear-bolt or hydraulic stone release for tractors up to 150hp. Ideal for general agricultural applications.

Features:

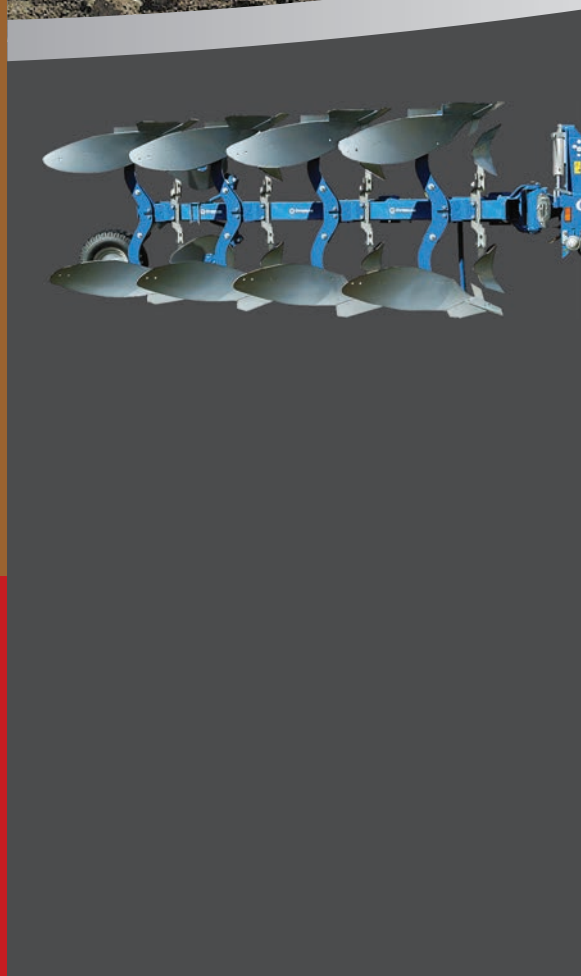
- 150 x 150 x 8mm Main frame.
- Low Hp drag mouldboard for fuel saving.
- 75cm under-beam clearance.
- Bushes on all pivot points.
- Cast sliding headstock.
- Optional Hydraulic stone release (Factory Spec'd).

Specifications:

MODEL NUMBER	FURROWS	HP RATING (MAX)	FURROW WIDTH ADJUSTMENT (")	POINT TO POINT MEASUREMENT (CM)
CX4 1075	4	150	14 - 20	90-100



Ploughs



Overum DX 4/5 Furrow Plough

The Overum DX range is a heavy duty fully mounted reversible plough with hydraulic stone release, for tractors up to 200hp. Ideal for contractors or large scale agricultural operations.

Features:

- 150 x 150 x 9mm Main frame.
- Low Hp drag mouldboard for fuel saving.
- 75cm under-beam clearance.
- Bushes on all pivot points.
- Hydraulic breakaway with single accumulator.
- Butterfly headstock position for road transport.

Specifications:

MODEL NUMBER	FURROWS	HP RATING (MAX)	FURROW WIDTH ADJUSTMENT (")	POINT TO POINT MEASUREMENT (CM)
DX4 975-H	4	200	14 -18	90
DX5 975-H	5	200	14 -18	90





Overum DTL 5/6 Furrow Plough

The Overum DTL plough is a heavy duty, semi mounted conventional plough for tractor up to 250hp. Ideal for ploughing in steep country. Southland's most popular plough.

Features:

- 200 x 200 x 10mm Main frame.
- Low Hp drag mouldboard for fuel saving.
- 500mm ripples disc coulters on all furrows.
- Hydraulic rear steering.
- Hydraulic breakaway with single accumulator.
- Hydraulic furrow width and front furrow adjustment.

Specifications:

MODEL NUMBER	FURROWS	HP RATING (MAX)	FURROW WIDTH ADJUSTMENT (")	POINT TO POINT MEASUREMENT (CM)
DTL5 1075-H	5	250	12 -20"	100
DTL6 1075-H	6	250	12 -20"	100





PTO Equipment

Celli Rotary Hoe	47
Celli Bed Former	48
Celli Spike Rotor	49
Celli Power Harrow	50
Celli Folding Power Harrow	51



Celli Rotary Hoe

These rotary hoes are built tough and built to last. Smart design delivers a rigid steel frame with unique triple sealing inside to keep water, dirt and foreign objects from damaging bearings.

Features:

- Drive units designed and produced by Celli enabling quality control over all componentry and workmanship.
- Multi flange waterproof sealing system gives rotor bearings full protection from any foreign material.
- Efficient multi speed gearboxes to minimise power loss and heat build-up.
- Oil filled rotor bearings for low maintenance and guaranteed lubrication.

Specifications:

MODEL NUMBER	WORKING WIDTH (CM)	HP RATING (MAX)	WORKING DEPTH (MM)	L BLADE DIMENSION (MM)
Pioneer 140F-255	255	140	250	80 x 8
Pioneer 140F-305	305	140	250	80 x 8
Pioneer 170F-305	305	170	250	80 x 8
Tiger 190F-305	305	305	250	80 x 8
Tiger 190F-355	355	355	250	80 x 8
Tiger 250F-305	305	305	250	80 x 10
Tiger 250F-355	355	355	250	80 x 10



PTO Equipment



Celli Bed Former

Rotary hoe or reverse rotation bed former for vegetable bed forming. Ideal for horticultural applications in a range of soil conditions.

Features:

- Hydraulic motorized rear roller.
- Levelling bar bed former.
- Front sod breaking discs.
- Four speed gearbox.
- Rotary hoe or reverse rotation.

Specifications:

MODEL NUMBER	WORKING WIDTH (CM)	HP RATING (MAX)	WORKING DEPTH (MM)	C BLADE DIMENSION (MM)
Ares-BF 130	130	50	250	80 x 8
Ares-BF 150	150	50	250	80 x 8
Ares-BF 170	170	80	250	80 x 8
Ares-BF 185	185	80	250	80 x 8





Celli Spike Rotor

The Celli fixed-width spike rotor harrow has solid boron spikes at an angle that penetrates ground using minimal power. Because it was first designed for stony ground, the machine can take rough conditions.

Features:

- Exceptional design rotor for one pass in primary conditions.
- Multi flange waterproof sealing system gives rotor bearings full protection from any foreign material.
- Two piece tail-gates for large range of seedbed finishes.
- Oil filled rotor bearings for low maintenance and guaranteed lubrication.
- Efficient multi speed gearboxes to minimise power loss and heat build-up

Specifications:

MODEL NUMBER	WORKING WIDTH (CM)	HP RATING (MAX)	WORKING DEPTH (MM)	SPIKE DIMENSION (MM)
Pioneer 140F-255	255	140	250	203 x 30
Pioneer 140F-305	305	140	250	203 x 30
Pioneer 170F-305	305	170	250	203 x 30
Tiger 190-305	305	190	250	203 x 30
Tiger 250-305	305	250	250	203 x 30
Tiger 250-355	355	250	250	203 x 30



PTO Equipment



Celli Power Harrow

Celli's fixed-width power harrows range in size from 1m, for tight spaces, to 4.5m, and suit tractors from 30 to 250 horsepower. Celli power harrow gear shafts use an increased number of splines for greater strength and better power transmission.

Features:

- Fully welded gear-bed to give greater rigidity and ensure gears stay "true at all times".
- 15 degree rotor time to reduce horsepower demand and fuel consumption, producing a finer seedbed.
- Forged and heat treated one piece rotor shafts.
- Greasable top bearings to ensure they have adequate lubrication.

Specifications:

MODEL NUMBER	WORKING WIDTH (CM)	HP RATING (MAX)	WORKING DEPTH (MM)	TINE DIMENSION (MM)
Ranger 250	250	110	285	285 x 90 x 12
Ranger 300	300	130	285	285 x 90 x 12
Energy 300	300	200	300	300 x 120 x 15
Energy 350	350	200	300	300 x 120 x 15
Maxi 300	300	250	330	330 x 100 x 18
Maxi 350	350	250	330	330 x 100 x 18





Celli Folding Power Harrow

Celli's folding power harrows come in sizes from 5m to 7m wide, suited to the gruntest tractors. These harrows can include a stone protection system to reduce wear on the rotors, and to avoid jamming.

Features:

- Hydraulic folding with safety locks and 2.5m transport width.
- Cam clutches on side drive-shafts.
- Fully welded gear-bed to give greater rigidity and ensure gears stay "true at all times".
- Greasable top bearings to ensure they have adequate lubrication.

Specifications:

MODEL NUMBER	WORKING WIDTH (CM)	HP RATING (MAX)	WORKING DEPTH (MM)	TINE DIMENSION (MM)
Energy-P 500	500	280	300	300 x 120 x 15
Energy-P 600	600	280	300	300 x 120 x 15
Maxi-P 500	500	400	330	330 x 100 x 18
Maxi-P 550	550	400	330	330 x 100 x 18
Maxi-P 600	600	450	330	330 x 100 x 18
Maxi-P700	700	450	330	330 x 100 x 18



Our Range and Service

Our Values	53
Our Commitment	54
Equipment Catalogues	55



“

Our values are the qualities, customs, standards, principles and culture that the company believes will help it and its employees succeed. They are the basis for what we do and how we do it. Taken together, they identify NC Equipment's overarching value of TRUST.

✓ **Assured Quality**

We are committed to the pursuit of Excellence and realize that leading edge innovation defines our future. We will provide what is superior and distinctive, something that fills real needs, and provides lasting value. Continuous improvement is a way of life and individuals are encouraged to challenge the 'status quo' sharing ideas, suggestions and best practices to improve the effectiveness and quality of our products, services and team.

✓ **Trusted Experience**

We are genuinely interested in our customer's needs, problems or complaints, and set aggressive goals in relation to responding, analysing and solving them. We will be truthful, honest, sincere and frank with our customers, colleagues, vendors and competitors and will not compromise our ethics or integrity in the name of profit. We will each be held accountable for what we say and do, competing for the shareholders based on the results we produce.

✓ **World Class Service**

We recognize that this is a competitive market and in order to 'WOW' our customers we are committed to continuously developing our knowledge, systems and service preforming above the standard for our industry. We are loyal and devoted to caring for each other, the environment and the property of our clients and company whilst upholding respect for authority, family values and heritage.

Our Commitment



“

Machinery is the livelihood for a lot of our customers and when things go wrong it's our support that counts.

Parts

We stock a huge range of spare parts and consumables for our large range of machinery and can also source parts for many other brands. Our knowledgeable and friendly parts team look forward to assisting you with any parts requirements in-store or by phone, and more often than not will have you up and running the same day!

Service

As a company we are committed to fulfilling the needs of our customers providing 'World Class' customer service and support from day one. Whatever the request, time of day or location, you can rely on our team of experienced and qualified service technicians to ensure your equipment is kept in action 24/7!

Equipment Catalogues

“

If you combine a passion for machinery, farming and innovation, you get a specialist focusing on nine key equipment categories for today's modern Farmer.

Ask about our other Equipment Catalogues.





✓ Assured Quality ✓ Trusted Experience ✓ World Class Service

0800 908 908 | www.ncequipment.co.nz


EQUIPMENT
Trusted by Farmers for Over 50 Years